

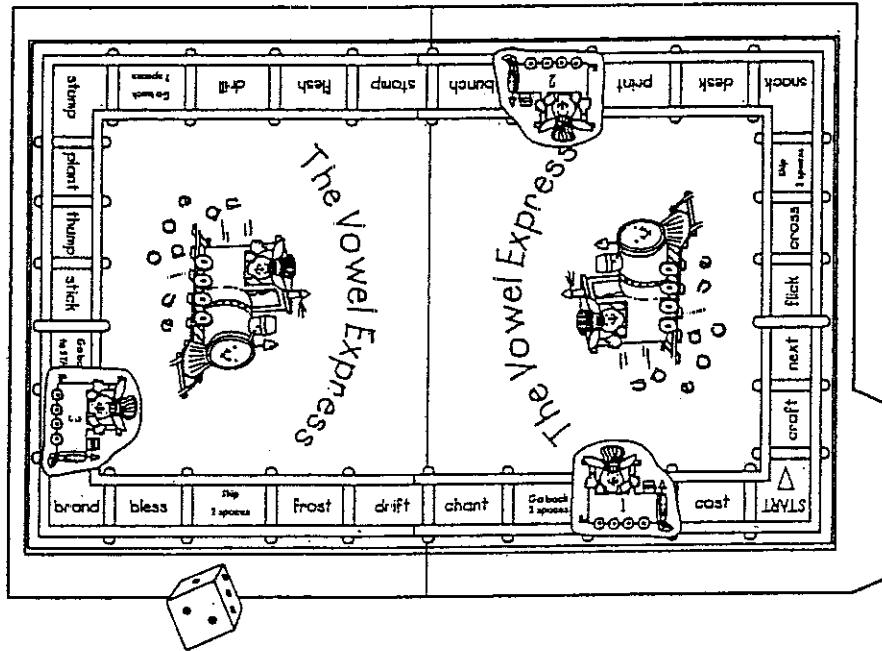
# 17. The Vowel Express

(Short-Vowel Board Game)

*Beginning +  
Ending Blends*

## The Vowel Express

(Short-Vowel Board Game)





### To Play (3 players):

Take the die and the 3 markers from the manila envelope. Each player chooses a train marker and puts it on Start. Players in turn throw the die and go the number of spaces it indicates. The player places the marker on the space and reads the word on that space. If the player lands on a space with a direction, the player follows the direction. To get to the end of the tracks, players must throw the exact number of spaces. The first player to finish is the winner.

### To Make:

Duplicate the board game setup and the markers. Glue on to oak tag. Color and laminate if desired. Trim the board setup and glue to the inside of a file folder. Cut out the markers. Supply a die. Store the markers and the die in a clasp manila envelope. Glue the envelope to the back of the file folder. Duplicate the "To Play" directions. Cut them out and glue them to the front of the file folder. Cut out the game label and glue it to the file folder tab.

(Glue markers to oak tag and color.)



# The Vowel Express

The Vowel Express

stamp

flesh

drill

Go back 2 spaces

stump

plant

thump

stick

Go back to START

gruff

brand

bless

Skip 2 spaces

frost

drift

The board game features a central illustration of a train engine with a smiling face, moving to the right. The engine is pulling a passenger car with a conductor and a cargo car. Various vowels (a, u, o, i, e) are scattered around the train. The board is a rectangular track with several segments containing words and instructions. The words are: stamp, flesh, drill, stump, plant, thump, stick, gruff, brand, bless, frost, and drift. The instructions are: 'Go back 2 spaces' and 'Skip 2 spaces'. A 'Go back to START' instruction is located on the left side of the board.

# The Vowel Express

# The Vowel Express

